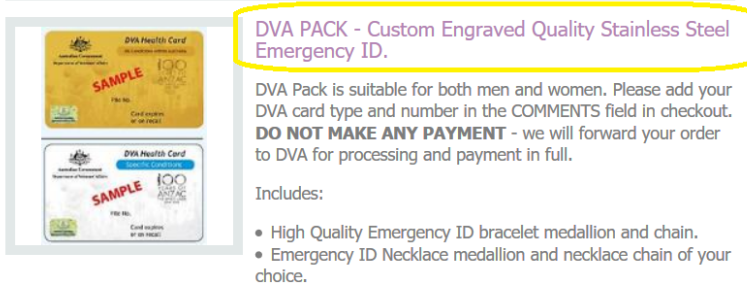


Emergency ID Guide

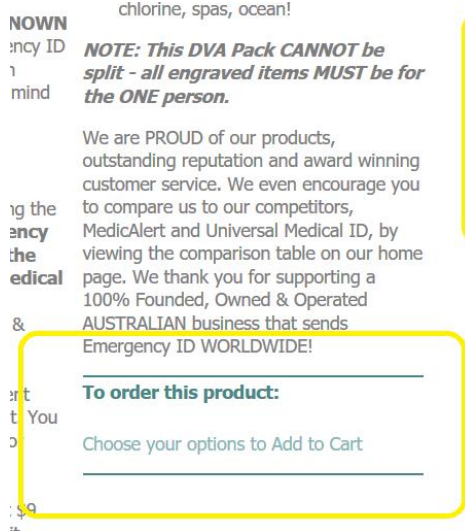
1. Go to www.EmergencyID.com.au, then click 'All Products (SHOPPING)' and then 'VALUE PACKS + DVA' link.



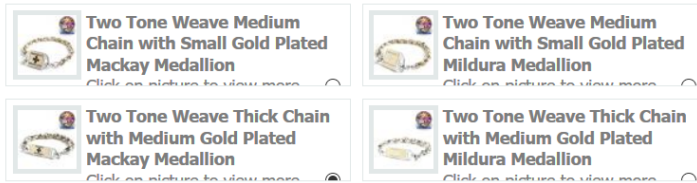
2. Scroll down and select the DVA link.



3. Scroll down and watch the video on sizing the bracelet and then click the 'Add to Cart' link.



4. Select your bracelet – there is over 120 designs to choose from.



5. Fill in the engraving you want on the back, your wrist size by watching the video and then hit next.

Rear Engraving On This Item :

Line 1: * Up to 20 characters.

Line 2: Up to 20 characters.

Line 3: Up to 20 characters.

Line 4: Up to 20 characters.

Line 5: Up to 20 characters.

Enter your most URGENT information e.g. Medical Condition, Allergy & ICE: (In Case of Emergency) contact. NOTE: If you DON'T fill up each line, that is GREAT as LESS ENGRAVING = LARGER TEXT & we will space it out evenly.

SIZE: The size you would like the COMPLETED bracelet (including medallion): *

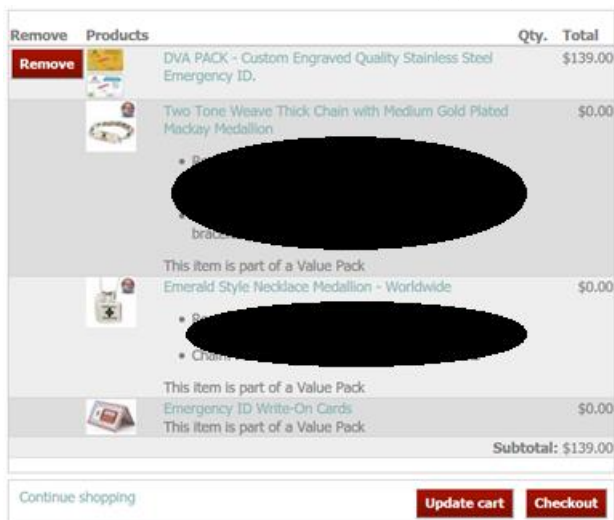
SEE OUR YOU TUBE VIDEO IN RIGHT HAND COLUMN HOW TO MEASURE YOUR WRIST. Please be sure to MEASURE your wrist CIRCUMFERENCE for correct size. We provide APPROXIMATELY size closest to your estimate.

[< Back](#) [Next >](#)

6. Repeat steps 4 and 5 for the necklace pendant. It is smaller, so you are limited on your information.

7. At the cards just hit 'add to cart' as they are included automatically.

8. Next checkout from the shopping cart.



9. Fill out your mailing address details and the payment details check DVA. * DO NOT PAY FOR IT *****


▼ Payment method







Select a payment method from the following options.

Order total preview:

Subtotal:	\$139.00
Order total:	\$139.00

Payment method: *

 PayPal - pay without sharing your financial information.

Includes:      

Bank transfer or ****DVA**** (if you have a DVA white/gold card **DO NO PAY ANYTHING** - we will forward this to DVA for payment).

Other

Continue with checkout to complete payment.

10. Review the order and if you are happy hit submit. You will then be given a login and password. Remember these for the website.

11. After this you will receive an email with a form you need to take to your doctor to sign. Once it is signed send it back as a reply to the email and then the pack will be sent to you in the mail.